
"EIGHT by EIGHT"

Newsletter for the No. Al. (TI) 99 Computer Users Group
Oct, 29, 1984 Huntsville, Al. Vol. 2, No. 8

FROM THE EDITOR by Wanda Carter

Not very much for me to say this month, (I know there are some of you that will be thrilled speechless on that!!), but such is life). Have several good articles this month, and hopefully, more next month. I was not at the last meeting, but I understand there were some good talks. I have not found out what the program will be for this next meeting. Will be a surprise for all of us, I guess!!

We have a vast knowledge of the TI in the newsletters that are received each month. I do bring all of these, plus any other information that comes in from other sources for the group. The MICROpendium is just one of these. The group does get copies each month, full of some very interesting articles, also. Especially this past issue. Check it out at the next Thursday night, or at the meeting, which will be on Nov. 8. See you at the meeting.

FROM THE PRESIDENT by BILL MASON

CorComp, Inc. has filed for Chapter 11 in a bankruptcy court in California, which means they are requesting more time to pay their debts while they continue to operate. They have new management and new engineers on board. Their attitude and service makes them unique in the computer industry. Their products at this time are very good. I personally am going to stay loyal and continue to buy and enjoy their products.

We have arranged to change our group purchase from the 99000 expansion system to the 9900 expansion system (Micro) with a liberal adjustment to the group. The prototype units are due around the tenth of November. I am looking forward to an in-depth evaluation of the unit.

There are several companies sending flyers to the group. I will list them and write a comment about each. The flyers will be available at the next general meeting.

-Unisource - A wide variety of programs and hardware; software seems to be reasonable but hardware a little high.
Electronics, Inc.

P. O. Box 64240
Lubbock, TX 79464
telephone #1-800-858-4580

-Control Industries - A variety of items for your telephone; tap detector looks interesting.

Control Industries
P. O. Box 6292
Bend, OR 97708
telephone # (503) 389-1969

-Bruce's Elec. Shop, Inc. - info. on line interference.

Bruce's Elec. Shop, Inc.
983 S. Quince Rd.
Walnutport, PA 18088-9427
telephone # (215) 767-1413

-ESK Products - good prices on modems, disks are a little high.

ESK Products
P. O. Box 1166
Boulder, CO 80306
telephone # 1-800-621-8385 ext 200

-CMS Systems, Inc. - members get discount on hardware.

CMS Systems, Inc.
P. O. Box 11128
Huntsville, AL 35814-1128

Our library is still growing fast; check with Thackery about new programs.

For those of you not attending meetings, you are missing good programs, latest information, good conversation, and getting to talk to me!!

MICROpendium is a very good magazine for TI Users. The magazine has product reviews, general information and some technical articles. It also has a section that users input tips, information, and opinions. I recommend this magazine to all users. It is not a fancy slicked-up job, but a good informative source of information. 12 issues for \$12.00

MICROpendium
P. O. Box 1343
Round Rock, TX 78680

Well, a "honey-do" project calls and I will have to close.
See you at the meeting.

(Contributed by Charles Cataldo. Many thanks for this fine article. wc)

INSTRUCTIONS FOR USING TWO PH1250 DISK DRIVES

Two "Internal drives" can be used, with one mounted in the expansion box and one mounted externally, either in a separate box or attached to the outside of the expansion box alongside the internal unit. This can be done in several ways:

- 1) use adhesive (may loosen due to thermal cycling and aging)
- 2) drill two holes in the side of the expansion box and match those in the drive cover--or use small sheet metal brackets

Since the rear of the drive is exposed, some sort of dust cover must be used unless a custom enclosure is used instead of the original cover. Thin sheet metal can be formed and attached to the cover furnished with the PH1250 to provide an adequate cover.

CIRCUIT BOARD ADJUSTMENTS

Using two PH1250 drives, with the cables provided, requires some special precautions, as follows:

- 1) An external 12vdc power supply is needed (unless special mods are made inside the box). The 5vdc supply can be tapped off of the expansion box supply to drive #1 (pins 3 & 4, which are blue and orange wires). Pin 4 is positive, pin 3 is negative. Splice the wires as shown in Fig 1.
- 2) A 12vdc regulated power supply may be purchased or it can be easily constructed for less than \$20. Fig 2 is a schematic for such a supply. A suitable enclosure for the supply can be purchased or formed from sheet metal or plastic. For ease of identity the 12v output wires should be the same color as the PEB power source wires. Pin 1 (violet or purple) is positive; pin 2 (red) is negative.
- 3) You will need to purchase a special connector (the same as used at the power supply to drive #1 connector). Or, alternately, female socket pins can be used as individual connections to the drive #2 connector.
- 4) The cable connector from the disk controller to drive #2 must be modified. One end of the as-furnished cable will fit the rear flat connector on the controller (note the orientation of the red strip; it should be the same as the cable for drive #1). The other end must be modified to fit the connector on drive #2. Remove the guide slot by using a thin razor blade or exacto knife, taking care to protect the pins. Insertion of a toothpick will push the pins out of the way to allow easy access of the blade. The cable will then slip onto the drive connector. Again make sure that the red strip is in the proper orientation--same as for drive #1.
- 5) Termination Resistors: The TI manual states that the termination resistor chip must be removed for drive #1. Do NOT remove the terminator. Leave it as it is in both drives.

6) Shunt Connections: For proper addressing of the drives by the controller, the shunt must be modified on drive #2. Leave drive #1 as furnished (check to make sure it is as shown in Fig. 3). For drive #1, pins 1 to 14 and 2 to 13 are connected. For drive #2, pins 1 to 14 and 3 to 12 are connected. Break the connection between 2 and 13 on drive #2. The pin assembly can be unplugged (carefully) to make these mods. Punch out the 2 to 13 shunt with a small blade and re-solder the 3 to 12 connection. As furnished, the chip has all shunts open except 1 to 14 and 2 to 13. Make sure it is plugged back into the same sockets, since the female has 14 pins and the male has 12 pins.

This completes the installation.

For a convenient arrangement, the expansion box should be raised approximately 2½ inches by placing small wooden blocks underneath at the four corners. This allows the cables from the rear of the console to pass underneath the PEB. The external power source (12v) can fit underneath drive #2 located on the right side of the Box. (See Fig 4). The monitor can be placed on top of the PEB unless this causes some interference problems. If so, try placing a foil panel between the two.

THIS INSTALLATION HAS WORKED BEAUTIFULLY FOR ME, BUT I TAKE NO RESPONSIBILITY FOR PROBLEMS THAT ANY OTHER MEMBER MAY ENCOUNTER. THE MODS REPRESENT THE ADVICE OF SEVERAL CLUB MEMBERS WHO HAVE WORKED SIMILAR ARRANGEMENTS.

C. CATALDO

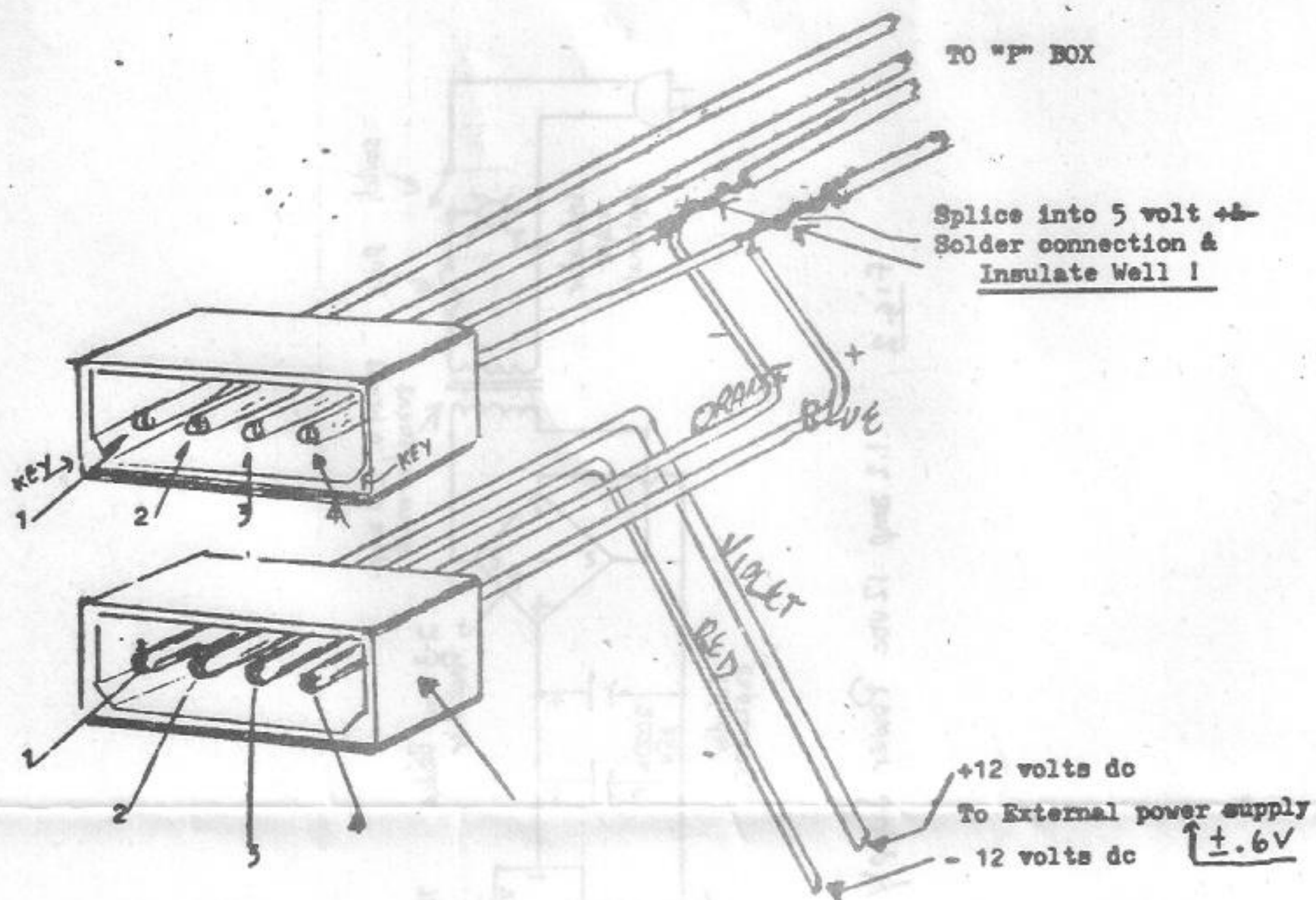



Fig. 1.



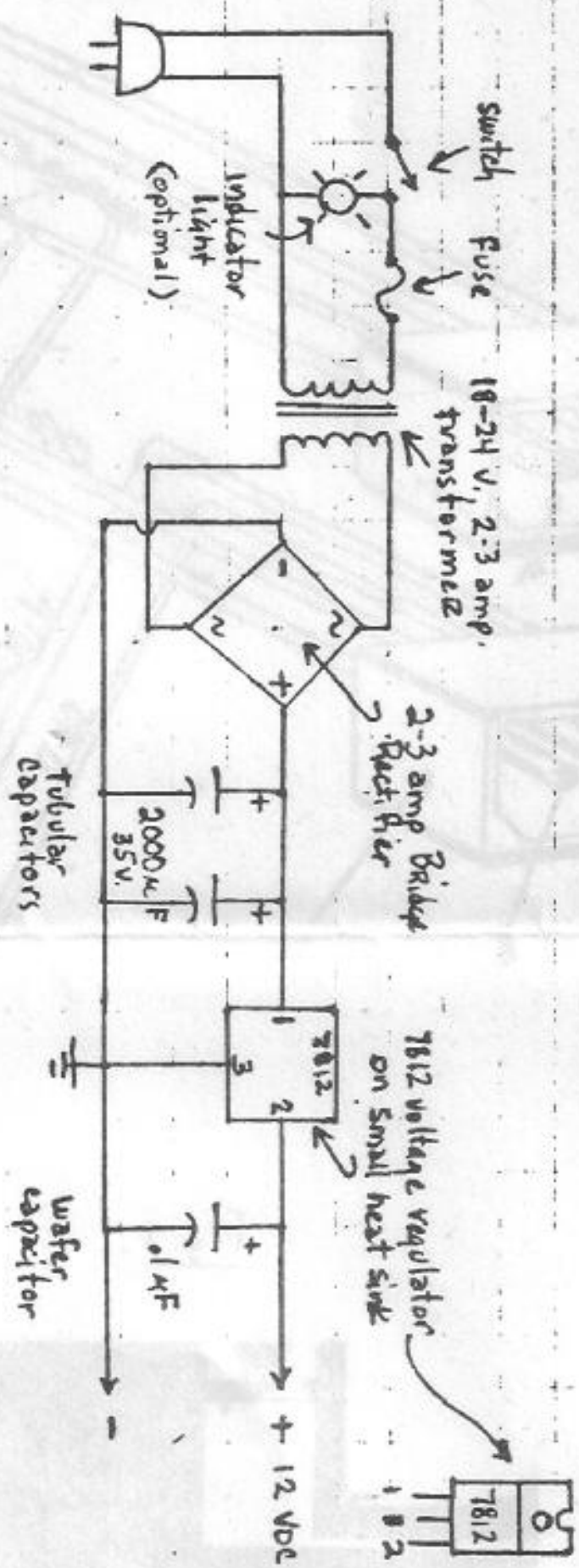
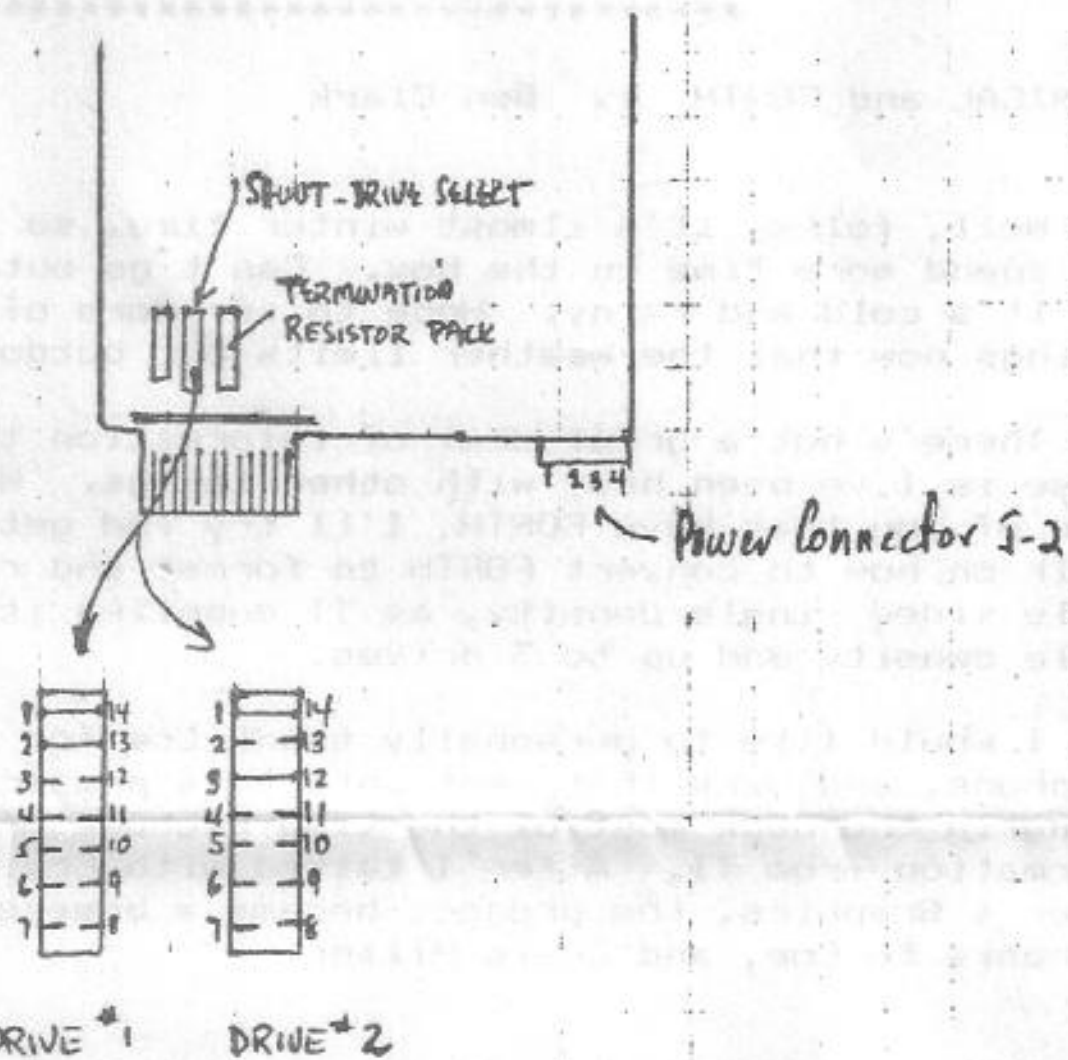


Fig. 2 1.2 amp 12VDC Power Supply



DRIVE #1 DRIVE #2
(as furnished)

Fig. 3 Drive Select Connections

PROGRAM COMMITTEE by Glenn Allen

Next meeting - who knows? Have been unable to contact Glenn to see what he has in store for us, so lets all turn out and see!! We may be in for a big SURPRISE!! If you have any ideas for future programs, please contact Glenn at home or at the meeting. Any and all ideas are welcomed. See you at the meeting.

TECHNICAL and FORTH by Ben Clark

Well, folks, it's almost winter time, so maybe you guys will spend more time on the box. Can't go out to play as much when it's cold and rainy. Hope to see more of you at the meetings now that the weather limits our outdoor activities.

There's not a great deal of information this month, my excuse is I've been busy with other things. What's yours? Those of you that have FORTH, I'll try and get Coe Case to give a talk on how to convert FORTH to format and read disk from single sided single density, as TI supplies it, to double sided double density and up to 3 drives.

I would like to personally thank Coe for the long hours on the phone, and work that went into this project. The guy was flying in the dark most of the time because of lack of information from TI. After I talked with Craig Miller of Miller's Graphics, the project became a breeze for Coe. Again my thanks to Coe, and Craig Miller.

There is more technical information on the 99/4 now, thanks to a gentleman, that shall remain anonymous for now, for I didn't think to ask if he would like his name known. This information is on trouble shooting the 4A console and the theory of operation on the console, RS232 & P-Code & DSSD Controller Card. Should prove most enlightening to those who are of the technical nature. These documents are available through the group. Check with me Thursday night if you wish access to this info. It's quite good in some areas.

If you missed the last regular meeting, I stumbled around with Super Bug, and mentioned we were trying to secure a good copy of same with all or at least most of the bugs straightened out. Hope to have this in the library soon. Will announce when it gets here. I'm attempting to set up an exchange of information and newsletters with a European group, which I understand have done all kinds of great things with the 4A. If

this materializes, will need someone who can translate in German. Any volunteers? Contact me any Thursday or at home after 4:00P.M. (837-3987).

If anyone has had trouble with any of the hardware modifications - YELL!, and I will try and help. Has anyone found anything to use them for that would be of interest to the Group? If so, let us know please. I know I need all the help I can get!!

I know this is more than a little scattered, but this is just me. I seem to have been going in about 379 of a possible 380 different directions at one time most of my life, so if you can just bear with me.

A thought on FORTH - the interest in FORTH seems to be growing, so I think it's time someone set up a FORTH meeting, say on Software night in the back of the room? Just a seed to get the idea growing. You don't even have to know how to spell FORTH, just have a sincere interest in learning this language. Let's get together at the next Software night and discuss this more in detail.

Enough for now. See you soon.

ANNOUNCEMENTS:

-The regular monthly meeting will be Nov. 8, at 7:00 P.M., at the Westside Neighborhood Center.

-Software/Library still meet each Thursday night at 7:00 P.M., at the Center. There are always a bunch of us down there, just for general chit-chat, not just computering, although there is a LOT of that going on then, too!!

PLEASE DO NOT FORGET TO CHECK YOUR MEMBERSHIP RENEWALS. CHECK THE ADDRESS LABEL FOR THE RENEWAL DATE. SO MANY THINGS YOU WILL MISS OUT ON IF YOU LET YOUR MEMBERSHIP EXPIRE. PRICE IS ONLY \$10.00 A YEAR, WELL WORTH THE MONEY. EQUALLY IMPORTANT IS YOUR PRESENCE AT THE GENERAL MEETINGS. AFTER ALL, THIS IS YOUR GROUP. AND IT DOES NEED YOUR TOTAL SUPPORT!!!

-Any articles that you feel need to be printed, just let me know, either at the Thursday night meets, or call me at home (837-3987) after 5:00 P.M. There is always room for any items

of interest. And WE have had some very interesting articles through the months. I do hope this will continue. Being editor, you people have made my job easier by contributing all the info you have through the months, and I do appreciate that, and thank you from the bottom of my heart. Do you know what it's like to go into "cardiac arrest" when there is nothing to print?? Let me tell you, it is NO fun!! But, I DO thank each and every one of you for the time and efforts you have contributed to the group.

BUY, SALE, OR TRADE:

I did not hear from any one as to whether their items had sold or not last month, and did not receive any new items, so am not running those old ones again. If you have any items, just let me know.

EDUCATIONAL COMMITTEE

RANDY WALLER

PLATO

The most comprehensive course of study for the TI-994A or for any home computer is Plato. I've had the opportunity for the past several months to review many of the courses that Plato offers. Excellent is the word I would use to describe Plato. From basic number ideas to geometry, from nouns and verbs to French and German--all these are available in the Plato series. Actually there are over 108 courses with over 450 programs available to serve as a tutorial for any subject your child may be having problems with.

To get started using Plato, you will need the Plato interpreter cartridge. The cost of the cartridge is about \$45.00. I would recommend Plato to those who have school age children. Perhaps in a regular meeting in the future, if there is enough interest, we could have a demonstration of Plato.

OFFICERS & COMMITTEE CHAIRPERSONS:

President	Bill Mason	████-2756
V. Pres.	Bob Walters	████-3113
Secretary	Jay Halloran	████-5886
Treasurer	Bob Elkins	████-9095

Hardware/Software	Eddie Hulsey	████-1977
Youth/Library	Thackery Douglas	████-6565
Education	Randy Waller	████-0094
Program	Glenn Allen	████-2663
Technical	Ben Clark	████-3987
Recruitment/Editor	Wanda Carter	████-3987

NORTH ALA. (TI) 99 USER'S GROUP
P. O. BOX █████
HUNTSVILLE, AL 35805

████████████████████
HUNTSVILLE AL 35810
3/01/84